


THE
PUSSYHAT
PROJECT
KNIT PATTERN

IN ANTICIPATION
AND COMMEMORATION
of
THE WOMEN'S MARCH
ON WASHINGTON D.C.

JANUARY
21, 2017

#PUSSYHAT
PUSSYHATPROJECT.COM

Anna-Ladye



Mission

The Pussyhat Project aims to:

1.) Provide the people of the Women's March on Washington D.C. a means to make a unique collective visual statement which will help activists be better heard.



2.) Provide people who cannot physically be on the National Mall a way to represent themselves and support women's rights.



*The more we are seen, the more we are heard.
Let's come together to support women's rights in a creative and impactful way.*

If you are a knitter who wants to participate in the Women's March on Washington D.C., but perhaps cannot attend yourself, please consider making a PINK HAT for a person who will be there. The weather in D.C. that day will be a high of 35-45°F and a low of 15-25°F, so hats will be practically important to keep warm.

While knitting a pink hat is a practical thing to do, here's why it is a POWERFUL action you can take:

Power in Numbers

Currently on Facebook, there are 111,000+ people pledged to go to the march. The site of the march - the iconic National Mall - fits over 1.17 million people. If everyone at the march wears a pink hat, the crowd will be a sea of pink, showing that we stand together, united. By knitting a hat for a marcher, you are a part of a powerful visual statement.

Power of Pink

Pink is considered a very female color representing caring, compassion, and love – all qualities that have been derided as weak but are actually STRONG. Wearing pink together is a powerful statement that we are unapologetically feminine and we unapologetically stand for women's rights.

Power of Individuality within Large Groups

We created this hat pattern to be easily made no matter where you live or what your level of knitting is. Worsted weight is easily available at any knitting store or craft store. Please choose any shade of pink that delights you. At the march, with everyone wearing hats in different shades of pink, the overall effect will be beautiful. Please make any warm hat – you can knit it, crochet it, it can have cat ears, it can have a pom-pom, etc. We include the official "Pussy Power Hat" knit pattern to inspire you and help you.

Power of the Handmade

Knitting and crochet are traditionally women's crafts, and we want to celebrate these arts. Knitting circles are sometimes scoffed at as frivolous "gossiping circles," when really, these circles are powerful gatherings of women, a safe space to talk, a place where women support women. Anything handmade shows a level of care, and we care about women's rights, so it is appropriate to symbolize this march with a handmade item, one made with a skill that has been passed down from woman to woman for generations.

Power of Pussy

We love the clever wordplay of "pussyhat" and "pussycat," but yes, "pussy" is also a derogatory term for female genitalia. We chose this loaded word for our project because we want to reclaim the term as a means of empowerment. In this day and age, if we have pussies we are assigned the gender of "woman." Women, whether transgender or cisgender, are mistreated in this society. In order to get fair treatment, the answer is not to take away our pussies, the answer is not to deny our femaleness and femininity, the answer is to demand fair treatment. A woman's body is her own. We are honoring this truth and standing up for our rights.

#PUSSYHAT

PUSSYHATPROJECT.COM

PATTERN

Pussy Power Hat

By Kat Coyle, The Little Knittery, Atwater Village, CA

Yarn: Malabrigo Worsted (210 yd per 100 grams), in Fuchsia Pink, 1 skein (any shade of PINK & any worsted weight yarn will do)

Needles: US 8/ 5mm straight

Gauge: 18 sts and 23 rows = 4" in St st

Finished size: before seaming 11" wide and 17 1/4" long

Pattern:

To fit: medium/large

CO 50 sts. Leave a long tail for seaming.

Rib: K1 * k2, p2; rep from * end p1.

Work Rib for 4 1/4".

Work in Stockinette (knit right side rows, purl wrong side rows) until piece measures 13" from cast on edge. Begin Rib on right side row.


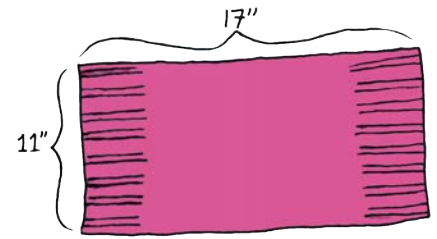
Rib: P1 * p2, k2; rep from * end k1.

Work Rib for 4 1/4". Piece measures 17 1/4" from cast on edge.

Bind off all stitches. Cut yarn leaving a long tail for seaming.

Fold hat in half and sew each side seam. Weave in loose ends.

Put on hat, and the cat ears will appear!



FOR AN EVEN SIMPLER PATTERN, SEE OUR WEBSITE!

Knitter!


- 1) Knit a hat (or 2, or 3, or 10!)
- 2) Put hat(s) in an envelope with a note to your wearer, if you wish. See back cover for our nifty template. Anonymous is OK, too!

- 3) Get it to D.C.: give to a marcher, drop it off at a drop site (to be listed on our website soon), or mail it to our collection spot nearby D.C.:


Wearer!

- 1) Pick up a hat from knitter, drop site, or TBA location in D.C. the week of the march.
- 2) Wear hat!
- 3) Contact Knitter with a big thank you, if you wish.

If you don't knit and can't make it to the march, you can still spread the word! Or make a donation to a non-profit that supports women's rights.



The Pussyhat Project
12033 Lake Newport Rd.
Reston, VA 20194



#PUSSYHAT

PUSSYHATPROJECT.COM

Thank you, Knitter Extraordinaire! If you choose to send a note, remember, anonymous is OK if you wish. Please only include contact info you're comfortable with sharing, whether it's your instagram name, email address, P.O. Box, home address, etc. Your beautiful work and efforts are a part of a larger public project and may be exhibited in the future or used for publication. Thank you for making the Pussyhat Project a reality and supporting women's rights.

DEAR WEARER OF THIS HAT,
 THIS HAT IS MADE BY: _____
(NAME)

(CITY) (STATE)

A WOMEN'S ISSUE I CARE ABOUT IS:

IF YOU WANT TO GIVE YOUR HAT
 WEARER AN OPPORTUNITY TO
 RESPOND, PLEASE PUT YOUR
 CONTACT INFO HERE: _____

DEAR WEARER OF THIS HAT,
 THIS HAT IS MADE BY: _____
(NAME)

(CITY) (STATE)

A WOMEN'S ISSUE I CARE ABOUT IS:

IF YOU WANT TO GIVE YOUR HAT
 WEARER AN OPPORTUNITY TO
 RESPOND, PLEASE PUT YOUR
 CONTACT INFO HERE: _____

DEAR WEARER OF THIS HAT,
 THIS HAT IS MADE BY: _____
(NAME)

(CITY) (STATE)

A WOMEN'S ISSUE I CARE ABOUT IS:

IF YOU WANT TO GIVE YOUR HAT
 WEARER AN OPPORTUNITY TO
 RESPOND, PLEASE PUT YOUR
 CONTACT INFO HERE: _____

Produced by:

*Krista Suh
Jayna Zweiman*

Artwork by:

Aurora Lady

#PUSSYHAT
PUSSYHATPROJECT.COM